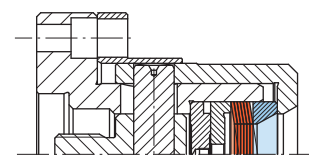
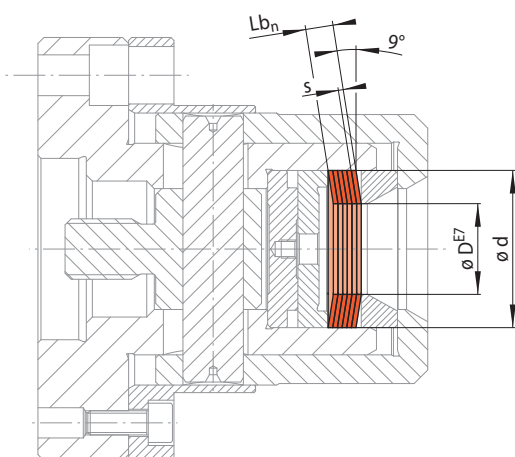


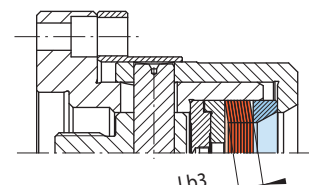
Clamping Elements Bonded Disc Packs LAF

for setup of Bonded Disc Pack Flange Chucks LAFF to different clamping diameters within a given size and high true running accuracy

Installation situations



Bonded disc pack widths Lb1 and Lb2



Bonded disc pack width Lb3

10-1

10-2

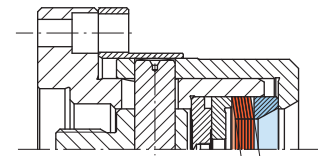
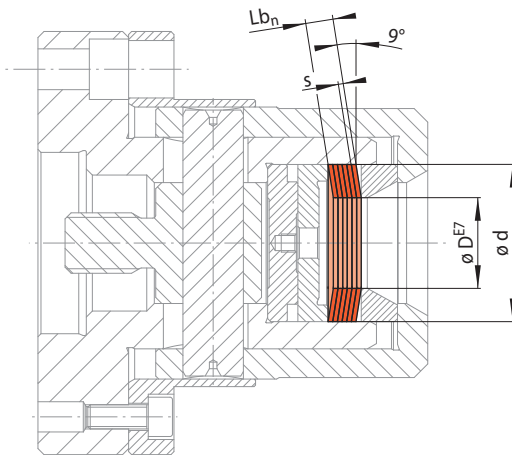
Size LAF ... ¹⁾	Clamping Discs LAF							Bonded Disc Packs LAF														
	d	D*	ΔD	s	M ₁	Fm ₁	Fo ₁	Art.-No.	Bonded disc pack width Lb1				Bonded disc pack width Lb2				Bonded disc pack width Lb3					
									Lb1	M _n	Fm _n	Fo _n	Art.-No.	Lb2	M _n	Fm _n	Fo _n	Art.-No.	Lb3	M _n	Fm _n	Fo _n
mm	mm	mm	mm	Nm	N	N	1002-	mm	Nm	N	N	3022-	mm	Nm	N	N	3022-	mm	Nm	N	N	3022-
22	7 - 10	0,10	0,50	0,3	170	110	022001	4	2,3	1400	900	022001	6	3,5	2100	1400	022002	8	4,6	2800	1800	022003
	10 - 15	0,10	0,50	0,7	290	190	022004	4	5,6	2400	1600	022004	6	8,4	3500	2400	022005	8	10	4700	3100	022006
32	10 - 15	0,15	0,75	1,0	440	300	032001	6	8,0	3600	2400	032001	9	10	5300	3600	032002	12	10	7100	4800	032003
	15 - 20	0,15	0,75	2,5	740	510	032004	6	20	6000	4100	032004	9	30	8900	6200	032005	12	40	11900	8200	032006
42	20 - 25	0,15	0,75	4,7	1000	680	042001	6	30	8000	5500	042001	9	50	12000	8300	042002	12	60	16000	10900	042003
	25 - 30	0,15	0,75	7,5	1350	930	042004	6	60	10800	7500	042004	9	90	16200	11300	042005	12	120	21600	14900	042006
52	30 - 35	0,15	0,75	10	1550	1050	052001	6	80	12400	8400	052001	9	120	18600	12600	052002	12	160	24800	16800	052003
	35 - 40	0,15	0,75	15	1950	1350	052004	6	120	15600	10800	052004	9	180	23400	16200	052005	12	240	31200	21600	052006
62	40 - 45	0,15	0,75	20	2200	1450	062001	6	160	17600	11600	062001	9	240	26400	17400	062002	12	320	35200	23200	062003
	45 - 50	0,15	0,75	26	2600	1800	062004	6	200	20800	14400	062004	9	310	31200	21600	062005	12	410	41600	28800	062006
80	50 - 55	0,25	1,00	42	3700	2450	080001	6	250	22200	14700	080001	10	420	37000	24500	080002	16	670	59200	39200	080003
	55 - 60	0,25	1,00	51	4200	2900	080004	6	300	25200	17400	080004	10	510	42000	29000	080005	16	810	67200	46400	080006
90	60 - 65	0,25	1,00	62	4500	3000	090001	6	370	27000	18000	090001	10	620	45000	30000	090002	16	990	72000	48000	090003
	65 - 70	0,25	1,00	73	5000	3500	090004	6	430	30000	21000	090004	10	730	50000	35000	090005	16	1160	80000	56000	090006
100	70 - 75	0,25	1,00	85	5300	3600	100001	6	510	31800	21600	100001	10	850	53000	36000	100002	16	1360	84800	57600	100003
	75 - 80	0,25	1,00	98	5900	4100	100004	6	580	35400	24600	100004	10	980	59000	41000	100005	16	1560	94400	65600	100006
110	80 - 85	0,25	1,00	110	6100	4100	110001	6	660	36600	24600	110001	10	1100	61000	41000	110002	16	1760	97600	65600	110003
	85 - 90	0,25	1,00	130	6800	4700	110004	6	780	40800	28200	110004	10	1300	68000	47000	110005	16	2080	108800	75200	110006

¹⁾ Intermediate sizes on request

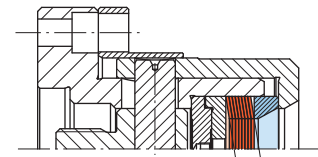
* Clamping diameter from > up to ≤ adjustable to two places after the decimal point

for setup of Bonded Disc Pack Flange Chucks LAFF to different clamping diameters within a given size and high true running accuracy

Installation situations



Bonded disc pack widths Lb1 and Lb2



Bonded disc pack width Lb3

11-1

11-2

Size LAF ... ¹⁾	Clamping Discs LAF							Bonded Disc Packs LAF														
	d	D*	ΔD	s	M ₁	F _{m1}	F _{o1}	Art.-No.	Bonded disc pack width Lb1				Bonded disc pack width Lb2				Bonded disc pack width Lb3					
									Lb1	M _n	F _{m_n}	F _{o_n}	Art.-No.	Lb2	M _n	F _{m_n}	F _{o_n}	Art.-No.	Lb3	M _n	F _{m_n}	F _{o_n}
mm	mm	mm	mm	Nm	N	N	1002-	mm	Nm	N	N	3022-	mm	Nm	N	N	3022-	mm	Nm	N	N	3022-
120	90 - 95	0,25	1,00	140	7000	4700	120001	6	840	42000	28200	120001	10	1400	70000	47000	120002	16	2240	112000	75200	120003
	95 - 100	0,25	1,00	160	7700	5300	120004	6	960	46200	31800	120004	10	1600	77000	53000	120005	16	2560	123200	84800	120006
140	100 - 105	0,35	1,25	190	8400	5700	140009	6,3	950	42400	28800	140010	10	1520	67400	45800	140011	20	3040	134800	91600	140012
	105 - 110	0,35	1,25	210	8900	6200	140011	6,3	1050	44900	31300	140004	10	1680	71300	49700	140005	20	3360	142600	99400	140006
	110 - 115	0,35	1,25	230	9800	6800	140013	6,3	1150	49400	34300	140004	10	1840	78500	54500	140005	20	3680	157000	109000	140006
160	115 - 120	0,35	1,25	260	9800	6600	160007	6,3	1310	49400	33300	160001	10	2080	78500	52900	160002	20	4160	157000	105800	160003
	120 - 125	0,35	1,25	290	10500	7200	160009	6,3	1460	53000	36300	160001	10	2320	84200	57700	160002	20	4640	168400	115400	160003
	125 - 130	0,35	1,25	310	11000	7600	160011	6,3	1560	55500	38400	160004	10	2480	88100	61000	160005	20	4960	176200	122000	160006
	130 - 135	0,35	1,25	340	11900	8400	160013	6,3	1710	60000	42400	160004	10	2720	95300	67400	160005	20	5440	190600	134800	160006
180	135 - 140	0,35	1,25	370	11800	7900	180007	6,3	1860	59500	39900	180001	10	2960	94500	63400	180002	20	5920	189000	126800	180003
	140 - 145	0,35	1,25	400	12500	8500	180009	6,3	2010	63000	42900	180001	10	3200	100000	68100	180002	20	6400	200000	136200	180003
	145 - 150	0,35	1,25	420	13100	9000	180011	6,3	2110	66100	45400	180004	10	3360	105000	72100	180005	20	6720	210000	144200	180006
	150 - 155	0,35	1,25	460	14000	9800	180013	6,3	2310	70600	49400	180004	10	3680	112100	78500	180005	20	7360	224200	157000	180006
190	155 - 160	0,35	1,25	500	14300	9800	190011	6,3	2520	72100	49400	190001	10	4000	114500	78500	190002	20	8000	229000	157000	190003
	160 - 165	0,35	1,25	530	15200	10600	190013	6,3	2670	76700	53500	190001	10	4240	121800	85000	190002	20	8480	243600	170000	190003
200	165 - 170	0,35	1,25	560	15200	10400	200008	6,3	2820	76700	52500	200010	10	4480	121800	83400	200011	20	8960	243600	166800	200012

¹⁾ Intermediate sizes on request

* Clamping diameter from > up to ≤ adjustable to two places after the decimal point

Key

- d = Seating diameter
- D = Achievable clamping diameter
- ΔD = Maximum diameter change of the clamping diameter of the Clamping Element
- s = Clamping disc thickness
- n = Number of Clamping Discs (max. 16)
- Lb_n = s • n = Bonded disc pack width

- M_n = M₁ • n = Max. transmissible torque
- F_{m_n} = F_{m1} • n = Required actuating force for component clamping with pull-back action for max. transmissible torque
- F_{o_n} = F_{o1} • n = Required actuating force for component clamping without pull-back action for max. transmissible torque

Example for ordering

Please indicate the size of the Clamping Element, the clamping diameter of your component, including component tolerance, and the desired bonded disc pack width in your order:

Size: LAF 42
 Clamping diameter: 21,47 mm
 Component tolerance: h6
 Bonded disc pack width: 12 mm

➔ LAF 42-21,47h6-12